



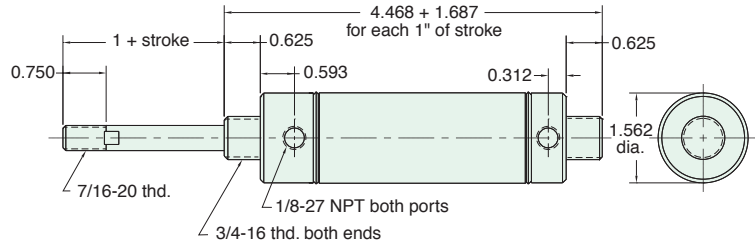
# 1 1/2" BORE STAINLESS STEEL CYLINDER

## EBR-24-□-□

Double Acting, Rear Spring Bias

**Mount:** End  
**Type:** Rotating Rod  
**Options:** M, B, H, W, V, P6, P7, P8, N

**Standard Stroke Lengths:** 1/2", 1", 1-1/2", 2", 3", 4"  
**Spring Compressed:** 10 lbs. **Spring At Rest:** 4 1/2 lbs.  
**Maximum Stroke:** 14"



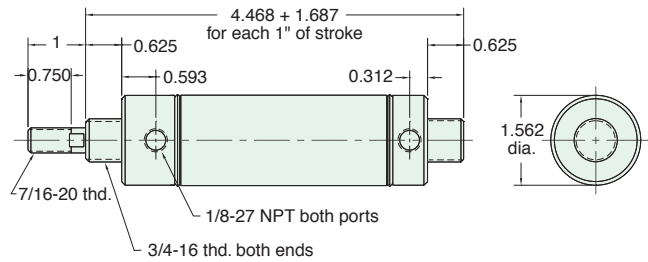
Nuts included, but not shown on drawing

## EFR-24-□-□

Double Acting, Front Spring Bias

**Mount:** End  
**Type:** Rotating Rod  
**Options:** M, B, H, W, V, P6, P7, P8, N

**Standard Stroke Lengths:** 1/2", 1", 1-1/2", 2", 3", 4"  
**Spring Compressed:** 10 lbs. **Spring At Rest:** 4 1/2 lbs.  
**Maximum Stroke:** 23"



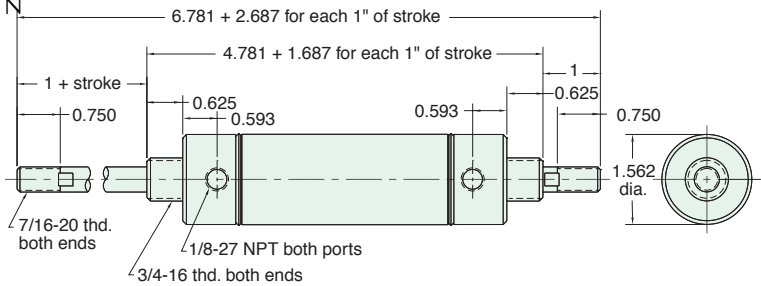
Nuts included, but not shown on drawing

## SFD-24-□-□

Double Acting, Front Spring Bias

**Mount:** Stud  
**Type:** Double Rod  
**Options:** M, B, H, W, V, P6, P7, P8, N

**Standard Stroke Lengths:** 1/2", 1", 1-1/2", 2", 3", 4"  
**Spring Compressed:** 10 lbs. **Spring At Rest:** 4 1/2 lbs.  
**Maximum Stroke:** 14"



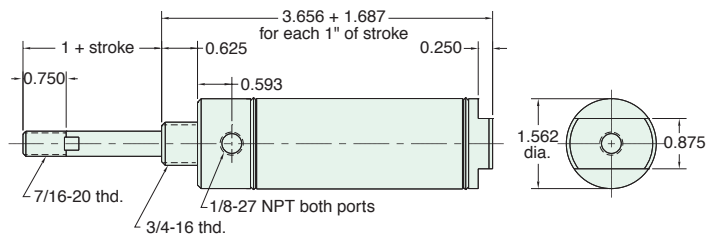
Nuts included, but not shown on drawing

## SBR-24-□-□

Double Acting, Rear Spring Bias

**Mount:** Stud  
**Type:** Rotating Rod  
**Options:** M, B, H, W, V, P6, P7, P8, S, N

**Standard Stroke Lengths:** 1/2", 1", 1-1/2", 2", 3", 4"  
**Spring Compressed:** 10 lbs. **Spring At Rest:** 4 1/2 lbs.  
**Maximum Stroke:** 15" For S option add 0.187



Nuts included, but not shown on drawing